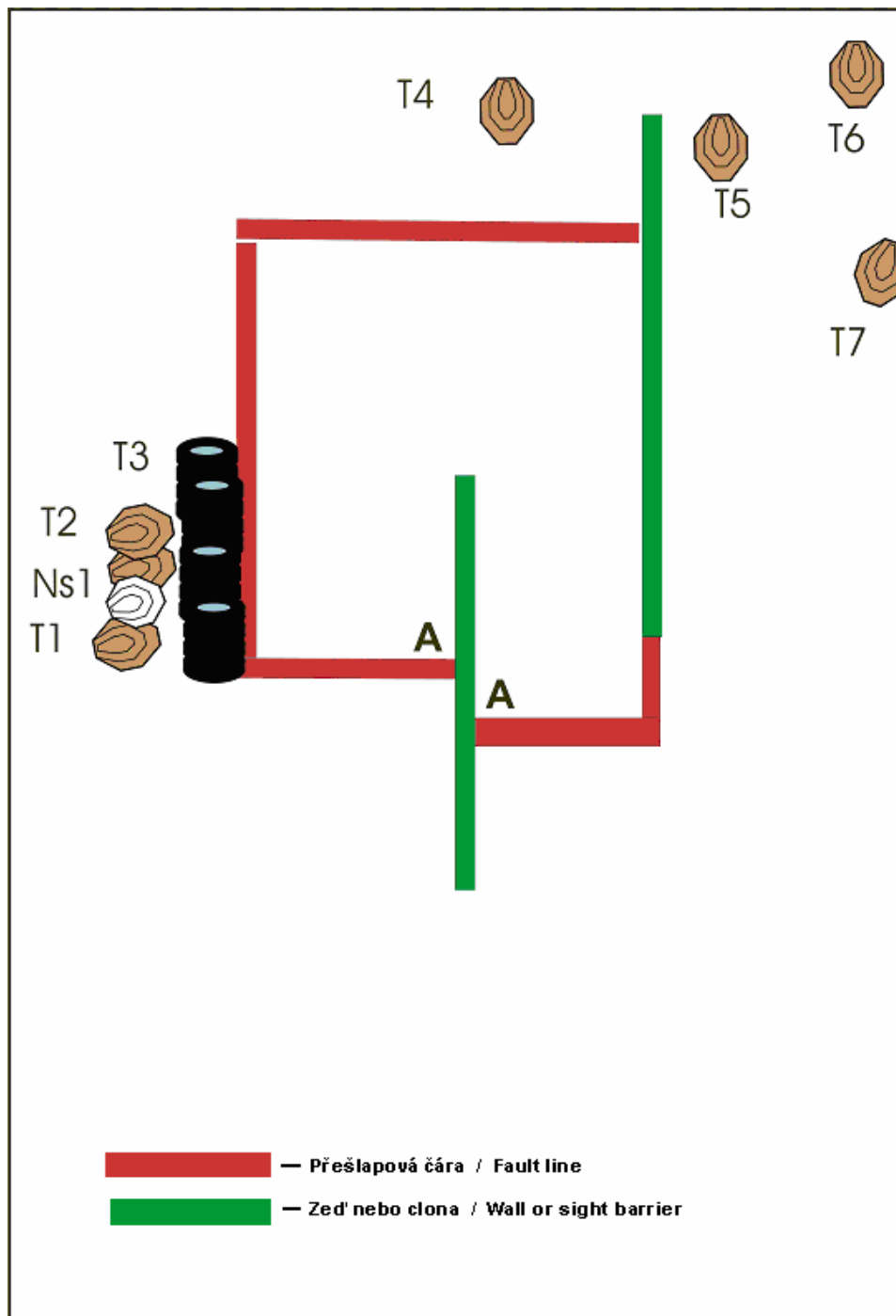


STAGE 1



CRO, RO, Help:

Type of course:

Medium course

Scoring Method:

Comstock

Targets:

7x IPSC, 1x NS

Minimum rounds:

14

Maximum points:

70

Start / stop:

Audible signal / last shot fired.

Starting position:

The shooter is standing at either of two A points sideways to the wall, hands naturally along his body, one leg is touching the wall.

Gun condition:

Loaded and holstered.

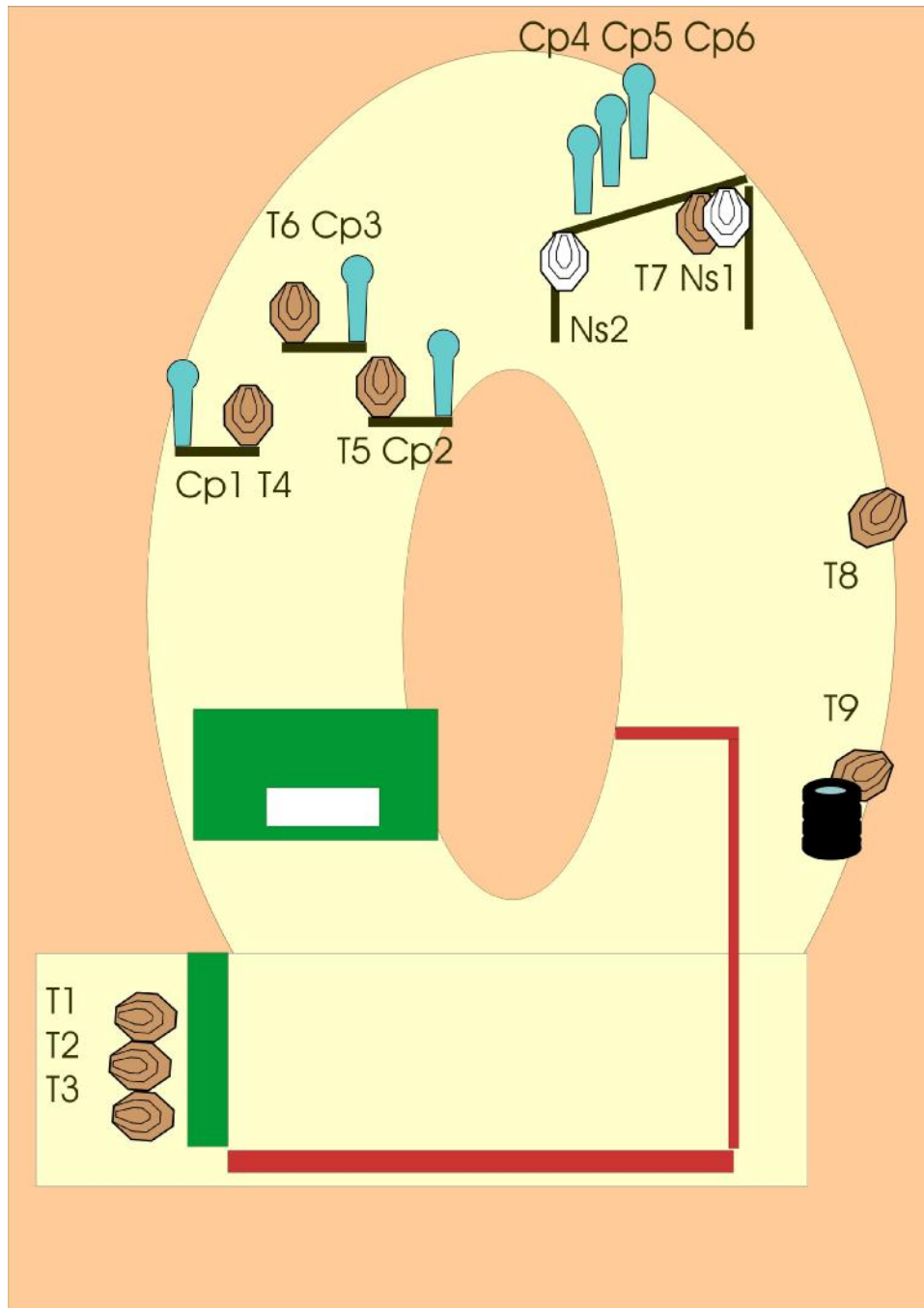
Procedure:

After audible signal shoot the targets in any order from the area indicated.

Safe angles of fire:

According to IPSC rules, reduced from above by the height of the backstops.

STAGE 2



CRO, RO, Help:

Type of course:

Long course

Scoring Method:

Comstock

Targets:

9x IPSC, 6x CP, 2x NS

Minimum rounds:

24

Maximum points:

120

Start / stop:

Audible signal / last shot fired.

Starting position:

The shooter is standing inside the marked area with hands crossed on his chest.

Gun condition:

Loaded and holstered.

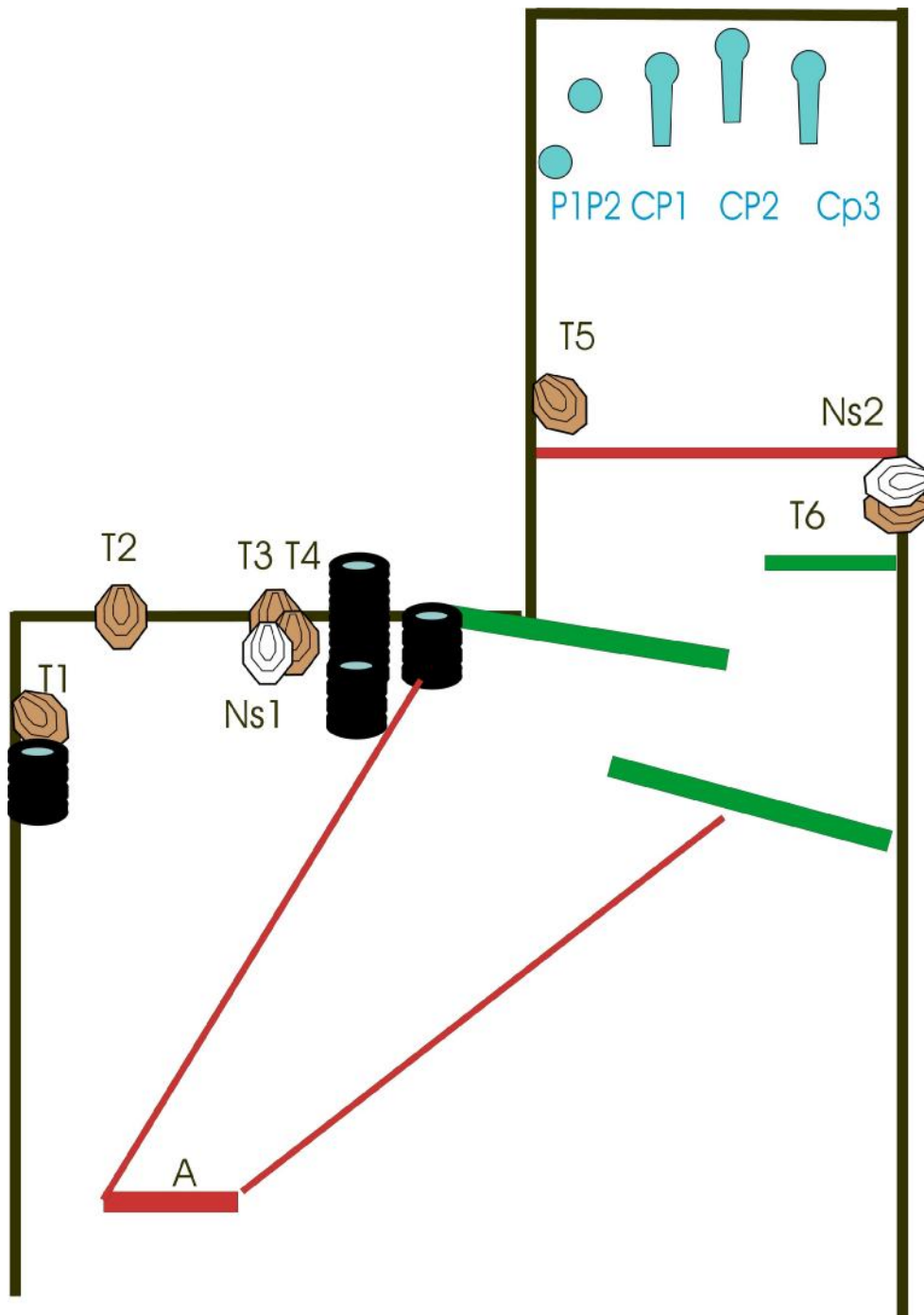
Procedure:

After audible signal shoot the targets in any order from the area indicated, CP5 activates the moving target T7, which will remain visible at rest.

Safe angles of fire:

According to IPSC rules, reduced from above by the height of the backstops.

STAGE 4



CRO, RO, Help:

Type of course: Long course

Scoring Method: Comstock

Targets: 6x IPSC, 3x CP, 2x plate, 2x NS

Minimum rounds: 17

Maximum points: 85

Start / stop: Audible signal / last shot fired.

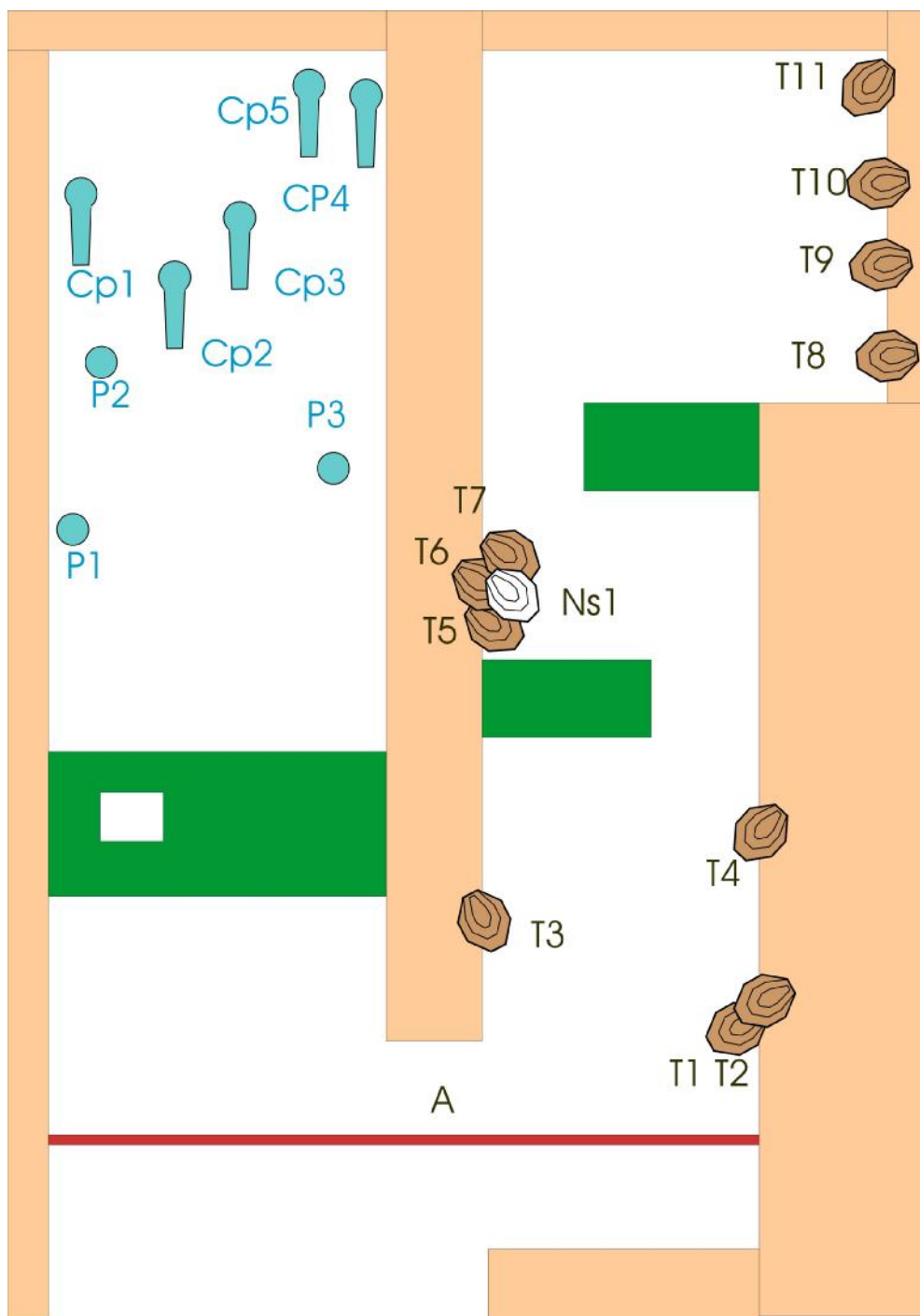
Starting position: The shooter is standing at A, hands naturally along his body.

Gun condition: Loaded and holstered.

Procedure: After audible signal shoot the targets in any order from the area indicated.

Safe angles of fire: According to IPSC rules, reduced from above by the height of the backstops.

STAGE 5



CRO, RO, Help:

Type of course: Long course

Scoring Method: Comstock

Targets: 11x IPSC, 5x CP, 3x plate, 1x NS

Minimum rounds: 30

Maximum points: 150

Start / stop: Audible signal / last shot fired.

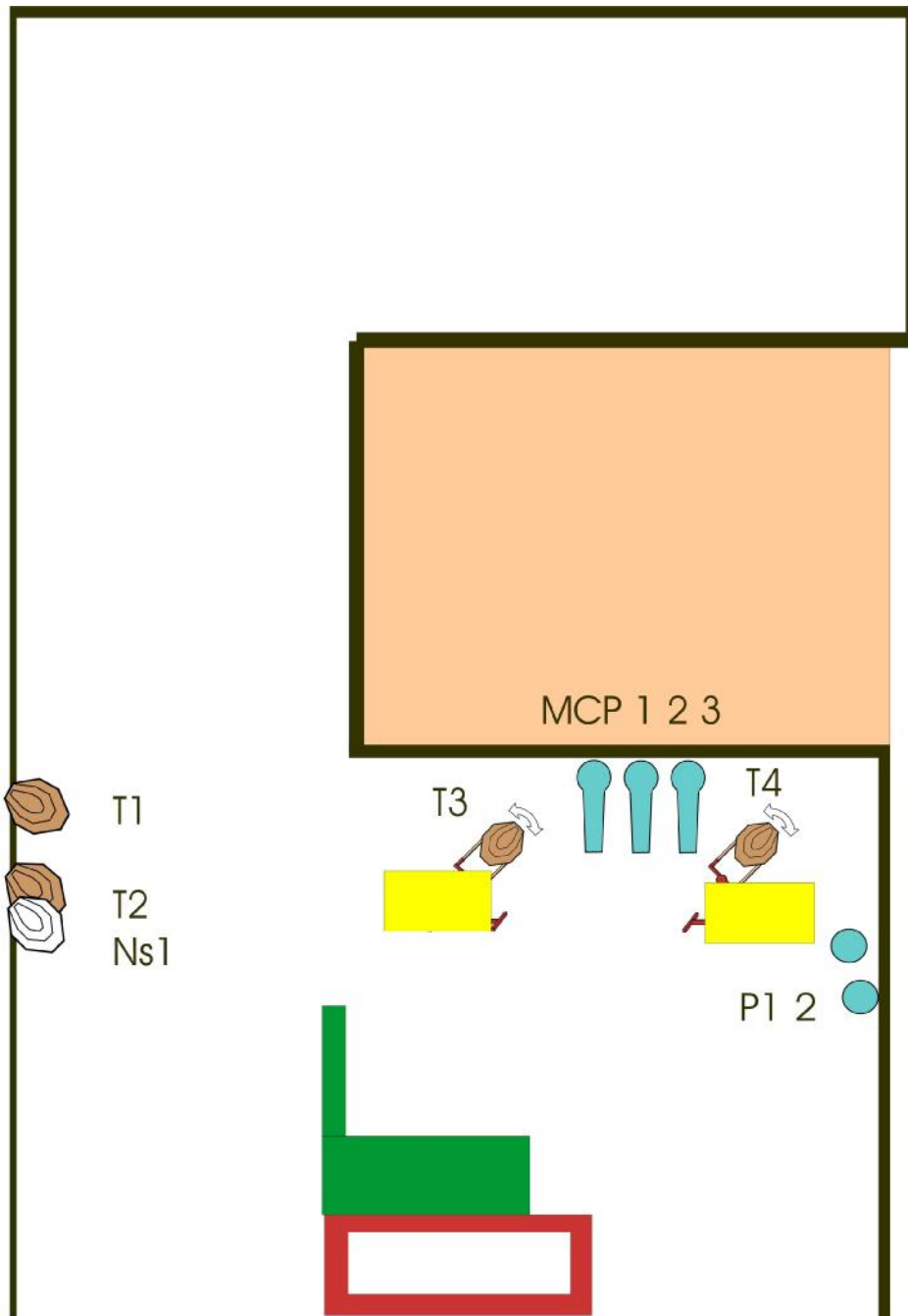
Starting position: The shooter is standing at A, hands naturally along his body.

Gun condition: Loaded and holstered.

Procedure: After audible signal shoot the targets in any order from the area indicated.

Safe angles of fire: According to IPSC rules, reduced from above by the height of the backstops.

STAGE 6



CRO, RO, Help:

Type of course: Medium course

Scoring Method: Comstock

Targets: 4x IPSC, 3x Mini-CP, 2x plate, 1x NS

Minimum rounds: 13

Maximum points: 65

Start / stop: Audible signal / last shot fired.

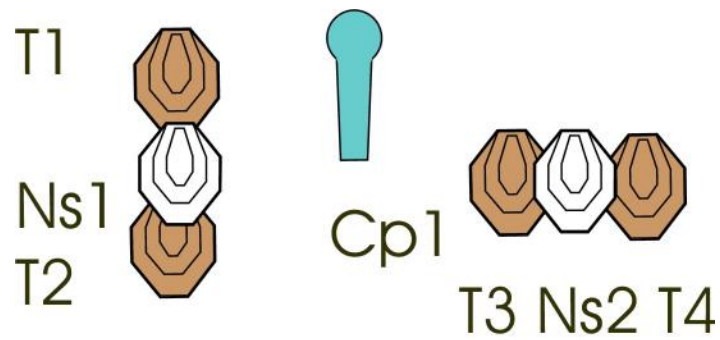
Starting position: The shooter is standing inside the marked area, hands naturally along his body.

Gun condition: Loaded and holstered.

Procedure: After audible signal shoot the targets in any order from the area indicated. Either of the three Mini-CPs activates both bobbers T3 and T4, which will remain visible when at rest.

Safe angles of fire: According to IPSC rules, reduced from above by the height of the backstops.

STAGE 7



CRO, RO, Help:

Type of course: Short course

Scoring Method: Comstock

Targets: 4x IPSC, 1x CP, 2x NS

Minimum rounds: 9

Maximum points: 45

Start / stop: Audible signal / last shot fired.

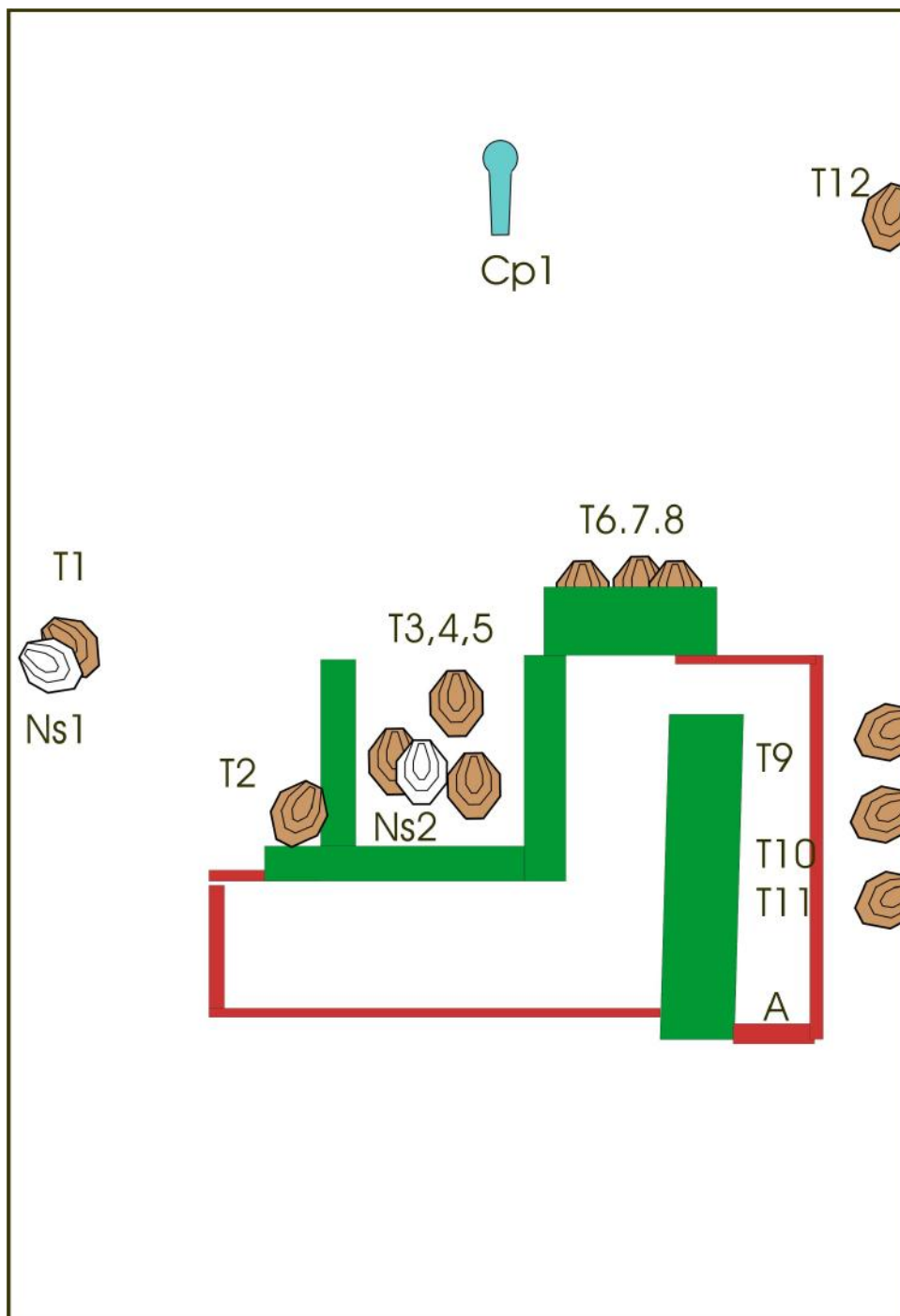
Starting position: The shooter is standing inside the marked area, hands naturally along his body.

Gun condition: Loaded and holstered.

Procedure: After audible signal shoot the targets in any order from the area indicated.

Safe angles of fire: According to IPSC rules, reduced from above by the height of the backstops.

STAGE 8



CRO, RO, Help:

Type of course:

Long course

Scoring Method:

Comstock

Targets:

12x IPSC, 1x CP, 2x NS

Minimum rounds:

25

Maximum points:

125

Start / stop:

Audible signal / last shot fired.

Starting position:

The shooter is standing at A sideways to the wall, hands naturally along his body.

Gun condition:

Loaded and holstered.

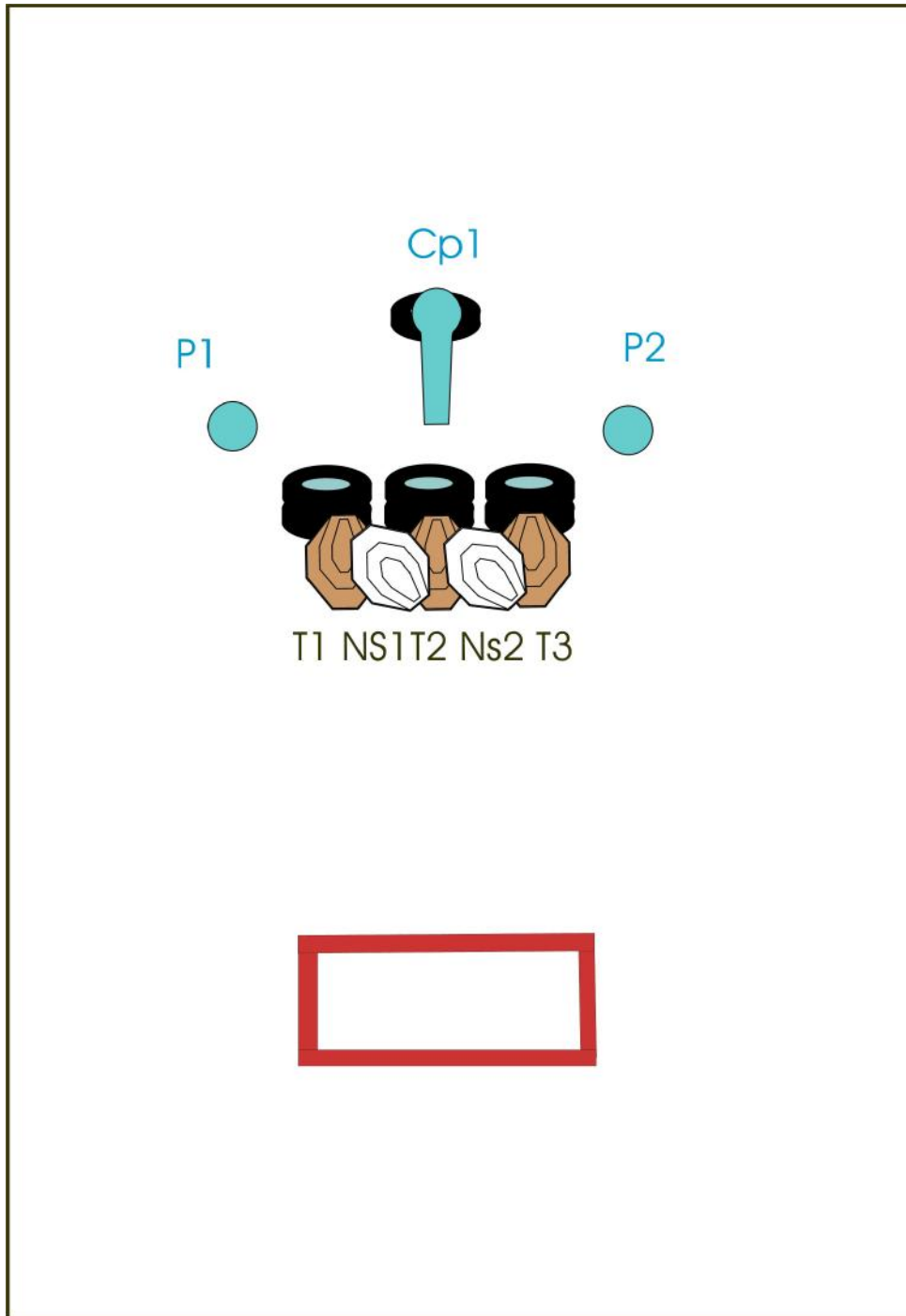
Procedure:

After audible signal shoot the targets in any order from the area indicated.

Safe angles of fire:

According to IPSC rules, reduced from above by the height of the backstops.

STAGE 10



CRO, RO, Help:

Type of course: Short course

Scoring Method: Comstock

Targets: 3x IPSC, 1x CP, 2x plate, 2x NS

Minimum rounds: 9

Maximum points: 45

Start / stop: Audible signal / last shot fired.

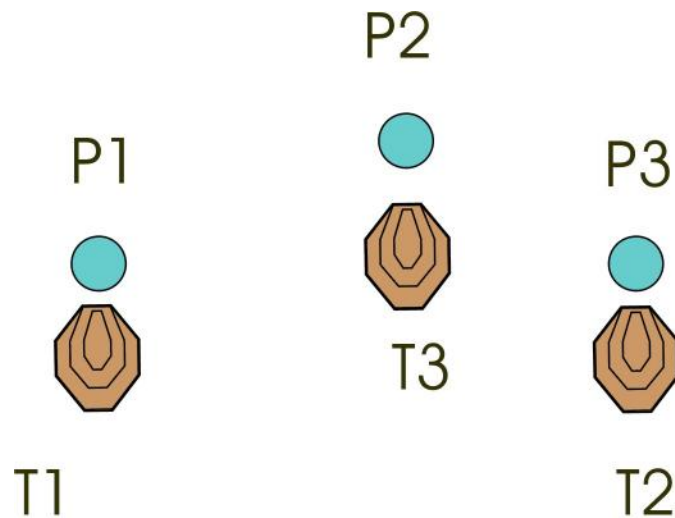
Starting position: The shooter is standing inside the marked area, hands naturally along his body, holding the magazine in his STRONG hand (clip for revolvers).

Gun condition: Gun is totally empty and holstered.

Procedure: After audible signal shoot the targets in any order from the area indicated.

Safe angles of fire: According to IPSC rules, reduced from above by the height of the backstops.

STAGE 11



CRO, RO, Help:

Type of course: Short course

Scoring Method: Comstock

Targets: 3x IPSC, 3x plate

Minimum rounds: 9

Maximum points: 45

Start / stop: Audible signal / last shot fired.

Starting position: The shooter is kneeling inside the marked area with his hands laying on a hand luggage.

Gun condition: Loaded and holstered.

Procedure: After audible signal shoot the targets in any order from the area indicated.

Safe angles of fire: According to IPSC rules, reduced from above by the height of the backstops.